

WARLPIRI LESSON SUMMARIES

PREPARED BY I.A.D. AND YUENDUMU STAFF

BOOK 1: LESSONS 1 - 4

Printed by I.A.D. Printing, a section of the Institute for Aboriginal Development, Alice Springs, N.T.. The printing section was established with the assistance of the Department of Aboriginal Affairs, Canberra, to produce cross-cultural programme material for teaching and informing Aboriginal Communities and Europeans, and for training Aboriginal people in printing and related skills.

WARLPIRI LESSON SUMMARIES

Notes:

These include a brief, non-technical summary of the new words and constructions used in each lesson, plus some examples of sentences plus some exercises for the student to try.

N.B. Do not treat them as 'everything you need to know about Warlpiri'. They are no substitute for direct experience speaking and hearing Warlpiri with Warlpiri people. They are intended only to present some basic information in a simple, easily-read, easily-learned way. Some of the explanations are incomplete or oversimplified to avoid confusing the beginner with too many rules.

For more complete, more technical explanations, see works by Hale, Reece or Jagst, and find out if the things you are saying make sense, say them to Warlpiri people and listen to how they say them.

WARLPIRI SUMMARY OF LESSON 1.

1. Learn these words thoroughly:

wati(or ngarrka)	man)
karnta	woman) things
kurdu	child, baby)
nyiya?	what?
nyampu(ju)*	this, here
yalumpu(ju)*	that, there (mid distant)
yali(ji)*	that, there (distant)
nyina(mi)	sitting)
karri(mi)	standing) 'action words'
nguna(mi)	lying down)
ka 'auxiliary'	(see examples below-used with 'action words)
-nya	'question mark' (see examples below)
yuguayi	yes
lawa	no

2. Examples. Learn thoroughly, check pronunciation with a Warlpiri speaker, then repeat until fluent.

- 1) nyiya nyampuju? what is this?
- 2) wati nyampuju this is a man.
- 3) watinya nyampuju? is this a man?
- 4) karnta ka nyinami or)
nyinami ka karnta) the woman is sitting
- 5) nyinaminya ka karnta? is the woman sitting?
- 6) kurdu yalumpu ka ngunami or)
ngunami ka kurdu yalumpu) that child is lying down
- 7) ngunaminya ka kurdu yalumpu is that child lying down?

* Note: 'ju' and 'ji' are sometimes put on and sometimes left off according to the rhythm of the sentence. They do not alter the meaning.

3. Exercises. Write and say in Warlpiri:

- 1) What is that?
- 2) That is a child.
- 3) Is this a woman?
- 4) The man is standing.
- 5) Is the man standing?
- 6) This woman is sitting.
- 7) Is this woman sitting?


Read your answers to a Warlpiri speaker and get him to correct your pronunciation. Correspondence students record your answers on your letter tape and send them in for checking.

Answers:


- 1) Nyiya yalumpuju? (or Nyiya yaliji?)
- 2) Kurdu yalumpuju (or Kurdu yaliji)
- 3) Karntanya nyampuju?
- 4) Wati ka karrimi (or Ngarrka ka karrimi, or Karrimi ka wati, etc.).
- 5) Karriminya ka wati?
- 6) Karnta nyampu ka nyinami (or Nyinami ka karnta nyampu).
- 7) Nyinaminya ka karnta nyampu?

End of lesson 1.


1. wati
(ngarrka)



2. karnta



3. kurdu.



4. nyiya nyampuju?




wati nyampuju

5. nyiya yalumpuju?



karnta yalumpuju

6. nyiya yaliji?




kurdu yaliji


7. wati ka nyinami



8. wati ka karrimi



9. wati ka ngunami



10. watinya nyampuju?




yuguayi

11. watinya nyampuju?




lawa!

12. nyinaminya ka karnta?



yuguayi

13. ngunaminya ka kurdu?



lawa

WARLPIA TAPE PICTURE SHEET

1

IA D / YUENDUMU / KH

5/1977

1.



2.




3.




4.



5.



6.



7.




8.



9.




10.



11.



12.



WARLPIRI SUMMARY OF LESSON 2.

1. Learn these words thoroughly:

marlu	kangaroo
maliki	dog
puluku	bullock
yapa	person, someone (usually used only for Aboriginal people)
nyarrpajarri(mi) ka?	What's happening? or What's doing?, see examples.
yula(mi)	crying, howling
wangka(mi)	talking
-jarra kapala)	
-patu kalu)	see examples

2. Examples. Learn thoroughly, check pronunciation with a Warlpiri speaker, repeat until fluent.

1) Nyarrpajarri ka?	What's happening?
2) Yapa ka wangkami.	A person is talking.
3) Nyarrpajarri ka marlu?	What's the kangaroo doing?
4) Ngunami ka.	It's lying down.
5) Yulaminya ka kurdu?	Is the baby crying?
6) Wati ka wangkami.	A man is talking.
7) Watijarra kapala wangkami.	Two men are talking.
8) Watipatu kalu wangkami.	A few (3-5) men are talking.
9) Nyarrpajarri kapala karntajarra?	What are the two women doing?
10) Nyinami kapala.	They're sitting.
11) Nyarrpajarri kalu malikipatu?	What are the dogs doing?
12) Yulami kalu.	They're howling.

3. Exercises. Write and say in Warlpiri:

- 1) What's going on?
- 2) A woman is crying.
- 3) What's the bullock doing?
- 4) It's standing.
- 5) Is someone talking?
- 6) A dog is howling.
- 7) Two dogs are howling.
- 8) Some dogs are howling.
- 9) What are the two kangaroos doing?
- 10) They're lying down.
- 11) What are the children doing? (i.e. more than two children)
- 12) They're talking.


Read your answers to a Warlpiri speaker and get him to correct your pronunciation. Correspondence students record your answers and send them in for checking.

Answers:

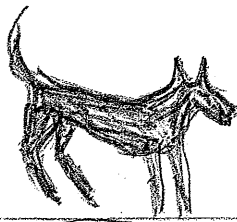
- 1) Nyarrpajarri ka?
- 2) Karnta ka yulami (or: Yulami ka karnta)
- 3) Nyarrpajarri ka puluku?
- 4) Karrimi ka.
- 5) Wangkaminya ka? (or: Wangkaminya ka yapa?)
- 6) Maliki ka yulami.
- 7) Malikijarra kapala yulami.
- 8) Malikipatu kalu yulami.
- 9) Nyarrpajarri kapala marlujarra?
- 10) Ngunami kapala.
- 11) Nyarrpajarri kalu kurdupatu?
- 12) Wangkami kalu.

End of lesson 2.


1. marlu



2. maliki



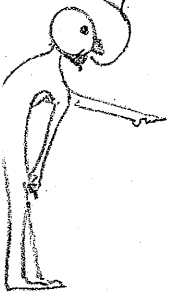
3. puluku



4. yapa.



5. nyarrpajarri ka kurdu?




yulami ka kurdu.




6. nyarrpajarri ka karnta?



wangkami ka karnta



7. nyarrpajarri kapala malikijarra?



nyinami kapala

malikijarra kapala nyinami



8. nyarrpajarri kalu kurdupatu?



karrimi kalu

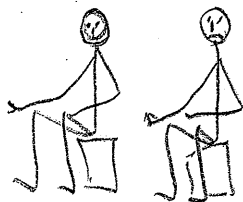
kurdupatu kalu karrimi




9. wati ka nyinami



10. watijarra kapala nyinami





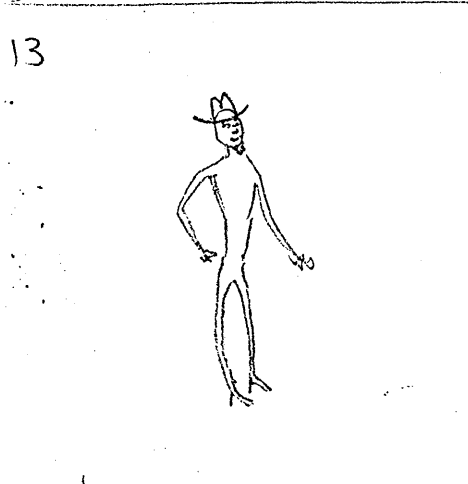
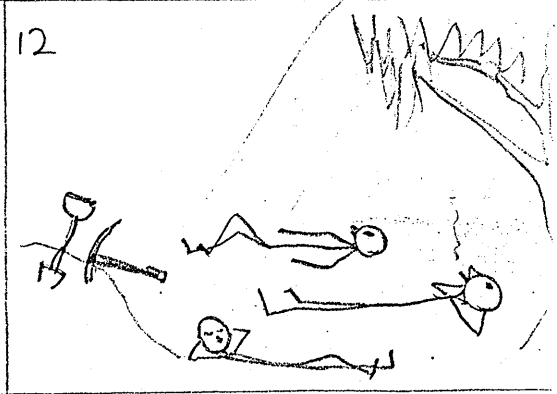










11. watipatu kalu nyinami



12



yapapatu kalu wangkami



WARLPIRI SUMMARY OF LESSON 3.

1. Learn these words thoroughly:

parnka(mi)	running
wapa(mi)	moving about
ngarlarri(mi)	laughing
wiri	big
wita	small
ngurrju	good
maju	bad
(ngaju)-rna	I)
(nyuntu)-npa	You) see examples he, she, it)

2. Examples. Learn thoroughly, check pronunciation with a Warlpiri speaker, repeat until fluent.

1) Maliki ka parnkami.	The dog is running.
2) Pulukupatu kalu wapami.	The bullocks are moving about.
3) Yapajarra kapala ngarlarrimi.	Two people are laughing.
4) Wati wiri ka wangkami.	The big man is talking.
5) Marlu nyampu wita.	This kangaroo is small.
6) Marlu nyampu ka parnkami.	This kangaroo is running (hopping).
7) Parnkaminya kapala kurdujarra?	Are the two children running?
8) Ngarlarriminya ka yapa yali?	Is that person laughing?
9) Nyinami karna, (or) Ngaju karna nyinami	I am sitting.
10) Ngunami kanpa, (or) Nyuntu kanpa ngunami	You are lying down.
11) Parnkami ka.	He (she, or it) is running.

3. Exercises. Write and say in Warlpiri:



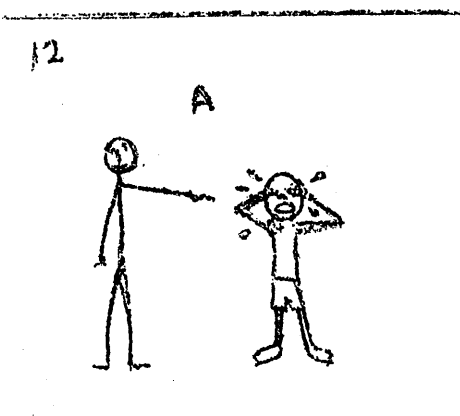











- 1) The man is laughing.
- 2) The women are crying.
- 3) Two kangaroos are moving.
- 4) A bad child is crying.
- 5) The bullock is big.
- 6) That bullock is moving.
- 7) Are the two men talking?
- 8) Is that dog running?
- 9) I am laughing.
- 10) You are moving.
- 11) She is crying.

Read your answers to a Warlpiri speaker and get him to correct your pronunciation. Correspondence students record your answers and send them in for checking.

Answers:

- 1) Wati ka ngarlarrimi.
- 2) Karntapatu kalu yulami.
- 3) Marlujarra kapala wapami.
- 4) Kurdu maju ka yulami.
- 5) Puluku yalumpu wiri.
- 6) Puluku yalumpu ka wapami.
- 7) Wangkaminya kapala watijarra?
- 8) Parnkaminya ka maliki yaliji?
- 9) Ngarlarrimi karna (or: Ngaju karna ngarlarrimi)
- 10) Wapami kanpa (or: Nyuntu kanpa wapami)
- 11) Yulami ka.


End of lesson 3.




wati nyampu ka nyinami



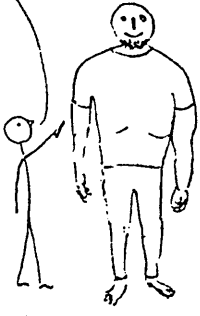
wati nyampujarra kapala nyinami



wati nyampupatu kalu nyinami




wati nyampuju wiri




wati nyampuju wita



wati nyampuju ngurrju




wati nyampuju maju



kurdu ka parnkami



puluku ka wapami




haha karnta ka ngarlarrimi




nyarrpajarri kanpa?

nyinami karna



nyarrpajarri karna?

ngunami kanpa




nyarrpajarri ka?


yulami ka



maliki wiri jarra kapala parnkami



kurdu majupatu kalu ngarlarrimi



haha ha hee ho ho hee!



WARLPIRI SUMMARY OF LESSON 4.

1. Learn these words thoroughly:

pirli	stone, rock, hill
watiya	stick, wood, tree
walya	ground, earth
karli	boomerang
kurlarda	spear
jurlpu	bird
kuyu	meat
yani	coming, going)
-rni	towards speaker)
-rra	away from speaker)
-mpa	past, across, side)
	on to speaker)
-ngka)	
-rla)	in, on, at
kapi (or) kapu-	use instead of ka when the action will happen in the future.
-ja	shows action has happened already.

2. Examples. Learn thoroughly, check pronunciation with a Warlpiri speaker, then repeat, until fluent.

- | | |
|--|-----------------------------------|
| 1) Pirli ka nyinami walyangka. | The stone sits on the ground. |
| 2) Kurdu ka nyinami pirlingka. | The child sits on the stone. |
| 3) Karlijarra kapala ngunami walyangka | Two boomerangs lie on the ground. |
| 4) Jurlpu ka nyinami kurlardarla. | A bird is sitting on the spear. |
| 5) Kurdu ka nyinami watiyarla. | A child is sitting in the tree. |

Note: -ngka is added to 2-syllable words, e.g. pi-rli, ka-rli, wa-lya etc.
-rla is added to longer words, e.g. wa-ti-ya, ku-rla-rda, pu-lu-ku etc.

- | | |
|--------------------------|--|
| 6) Marlu ka yanirni. | The kangaroo is coming (this way). |
| 7) Maliki ka yanirra. | The dog is going (away). |
| 8) Puluku ka yanimpa. | The bullock is going past. |
| 9) Wati ka nyinamirra. | The man is sitting facing away (from speaker). |
| 10) Marlu ka karrimirni. | The kangaroo is standing facing this way. |

Note: directions as in 9) and 10) are used much more in Warlpiri than in English.

- | | |
|----------------------------------|--------------------|
| 11) Wati ka parnkami. | A man is running. |
| 12) Wati kapu parnkami. | A man will run. |
| 13) Wati parnkaja. | A man ran. |
| 14) Watijarra kapupala parnkami. | Two men will run. |
| 15) Watijarrapala parnkaja. | Two men ran. |
| 16) Watipatu kapulu parnkami. | Some men will run. |
| 17) Watipatulu parnkaja. | Some men ran. |

Note: These endings may look complicated, but the table below shows that the same sort of things happens in English.

- 18) Wati wiri ka nyinami. A big man sits.
 19) Watijarra wirijarra kapala ami. Two big men sit.
 nyinami.
 20) Wati nyampujarra kapala nyinami. These two men sit.
 21) Wati nyampujarra wirijarra These two big men sit.
 kapala nyinami.

TABLE comparing simple sentences in WARLPIRI and ENGLISH.

	subject	auxiliary	action
present			
1	wati	ka	parnka-mi
2	wati-jarra	ka-pala	parnka-mi
3 or more	wati-patu	ka-lu	parnka-mi
future			
1	wati	ka-pu	parnka-mi
2	wati-jarra	ka-pu-pala	parnka-mi
3 or more	wati-patu	ka-pu-lu	parnka-mi
past			
1	wati		parnka-ja
2	wati-jarra	pala	parnka-ja
3 or more	wati-patu	-lu	parnka-ja
present			
1	a man	is	run-ning
2	two men	are	run-ning
3 or more	some men	are	run-ning
future			
1	a man	will	run-
2	two men	will	run-
3 or more	some men	will	run-
past			
1	a man	-	ran
2	two men	-	ran
3 or more	some men	-	ran

3. Exercises. Write and say in Warlpiri:

- 1) The tree stands on the hill.
- 2) The bird sits in the tree.
- 3) Two stones lie on the ground.
- 4) A man is sitting on a bullock.
- 5) A few children are sitting on a log.
- 6) A woman is coming.
- 7) Two men are going.
- 8) A good dog is coming.
- 9) Some kangaroos are going past.
- 10) A big man is lying facing away (from us).
- 11) A dog is howling.
- 12) A dog will howl.
- 13) A dog howled.
- 14) Two dogs are howling.
- 15) Two dogs will howl.
- 16) Two dogs howled.
- 17) Some dogs are howling.
- 18) Some dogs will howl.
- 19) Some dogs howled.
- 20) Two bad dogs howled.
- 21) Those two dogs howled.
- 22) Those two bad dogs howled.

Read your answers to a Warlpiri speaker and get him to correct your pronunciation. Correspondence students record your answers and send them in for checking.

Note:

- 1) Word order is variable in Warlpiri, e.g.

a) Wati nyampu ka nyinami.

b) Nyinami ka wati nyampu.

c) Wati ka nyinami nyampu.

d) Nyampu ka nyinami wati.

are all equally correct. Also nyina could be used instead of nyinami, and nyampuju could be used instead of nyampu. So the answers given here are not the only right answers.


- 2) However, the auxiliary ka (kapala, kapu etc.) must go 'second unit'. 'Wati', 'nyampu' and 'nyinami' all count as one unit when standing alone, but 'wati nyampu' together counts as one unit. Thus 'wati nyampu nyinami ka' would sound wrong.

Answers:

- 1) Watiya ka karrimi pirlingka.
- 2) Jurlpu ka nyinami watiyarla.
- 3) Pirlijarra kapala nyinami walyangka.
- 4) Wati ka nyinami pulukurla.

- 5) Kurdupatu kalu nyinami watiyarla.
- 6) Karnta ka yanirni.
- 7) Watijarra kapala yanirra.
- 8) Maliki ngurrju ka yanirni.
- 9) Marlupatu kalu yanimpa.
- 10) Wati wiri ka ngunamirra.
- 11) Maliki ka yulami.
- 12) Maliki kapu yulami.
- 13) Maliki yulaja.
- 14) Malikijarra kapala yulami.
- 15) Malikijarra kapupala yulami.
- 16) Malikijarra yulaja.
- 17) Malikipatu kalu yulami.
- 18) Malikipatu kapulu yulami.
- 19) Malikipatulu yulaja.
- 20) Maliki majujarrapala yulaja.
- 21) Maliki yalijarrapala yulaja.
- 22) Maliki yalijarra majujarrapala yulaja.

End of lesson 4.



2 Karli

3 Kurlanda

4 jurlpu

5 Kuyu

6 pirlingka nyinami Ka

7 watiyarla nyinami Ka

8 wati Ka yanirni

9 yanimpa Ka

10 yanirra Ka

11 nyinami Kopuna

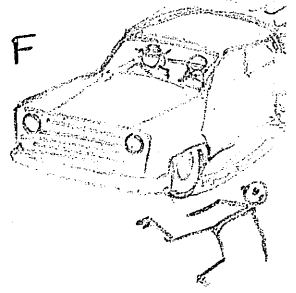







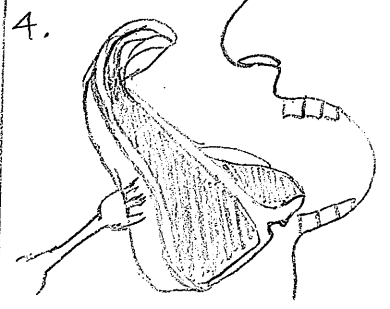



12 nyinami karna nyampurla

13 nyinajanna















14

wati nyampu ka nyinami
 nyinami ka wati nyampu
 wati ka nyinami nyampu
 nyampu ka nyinami wati

ngardalykijika



SUPPLEMENTARY GRAMMAR Lesson 4.

TENSE	PERSON	Person	Auxiliary tense person	Verb root tense	
Present	1 st singular	ngaju	ka - rna	yula - mi	
	2 nd sing	nyuntu	ka - npa	yula - mi	
	3 rd sing	wati	ka - ∅	yula - mi	
	3 rd dual	wati-jarra	ka - pala	yula - mi	
	3 rd plural	wati-patu	ka - lu	yula - mi	
Future	1 st sing	ngaju	kapu - rna	yula - mi	
	2 nd sing	nyuntu	kapu - npa	yula - mi	
	3 rd sing	wati	kapu - ∅	yula - mi	
	3 rd dual	wati-jarra	kapu - pala	yula - mi	
	3 rd plural	wati-patu	kapu - lu	yula - mi	
Past	1 st sing	ngaju	∅ - rna	yula - ja	
	2 nd sing	nyuntu	∅ - npa	yula - ja	
	3 rd sing	wati	∅ - ∅	yula - ja	
	3 rd dual	wati jarra	∅ - pala	yula - ja	
	3 rd plural	wati patu	∅ - lu	yula - ja	